



Report No.:

Test Time: 2019-7-15 08:56

## Luminaire Property

Luminaire Manufacturer:

Voltage: 119.6 V

Power: 162.70 W

Current: 1.3613 A

Power Factor: 0.996

## Photometric Results

CIE Class: Direct

Measurement Flux: 22063.9 lm

Downward Ratio: 100%

Horizontal Diffuse Angle(50%): H101.8

Vertical Diffuse Angle(50%): V104

Luminaire Efficacy Rating (LER): 135.61

Max. Intensity: 8594.93 cd

S/MH(C0/C180): 1.22

Total Rated Lamp Lumens: 22063.9 lm

Efficiency: 100%


Upward Ratio: 0%

Central Intensity: 8587.02 cd

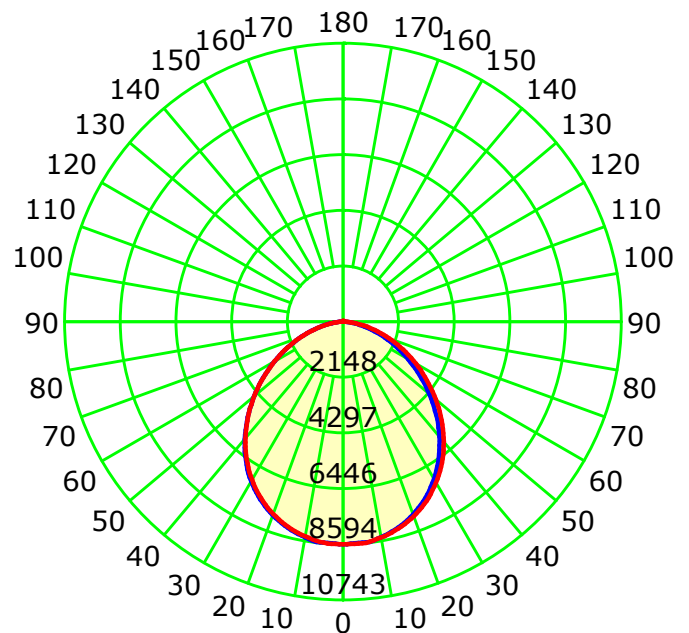
Pos of Max. Intensity: H0 V1

S/MH(C90/C270): 1.23

Picture Of Luminaire



Luminous Intensity Distribution Curve



Average Diffuse Angle(50%): 102.9°

— C0-C180 — C90-C270

C Plane (°):0.0-360.0: 22.5

Test Lab:

Test Type: TYPE C

Temperature: 29.6 °C

Operator:

Gamma Plane (°):0.0-180.0:1.0

Test Device: GPM-3000

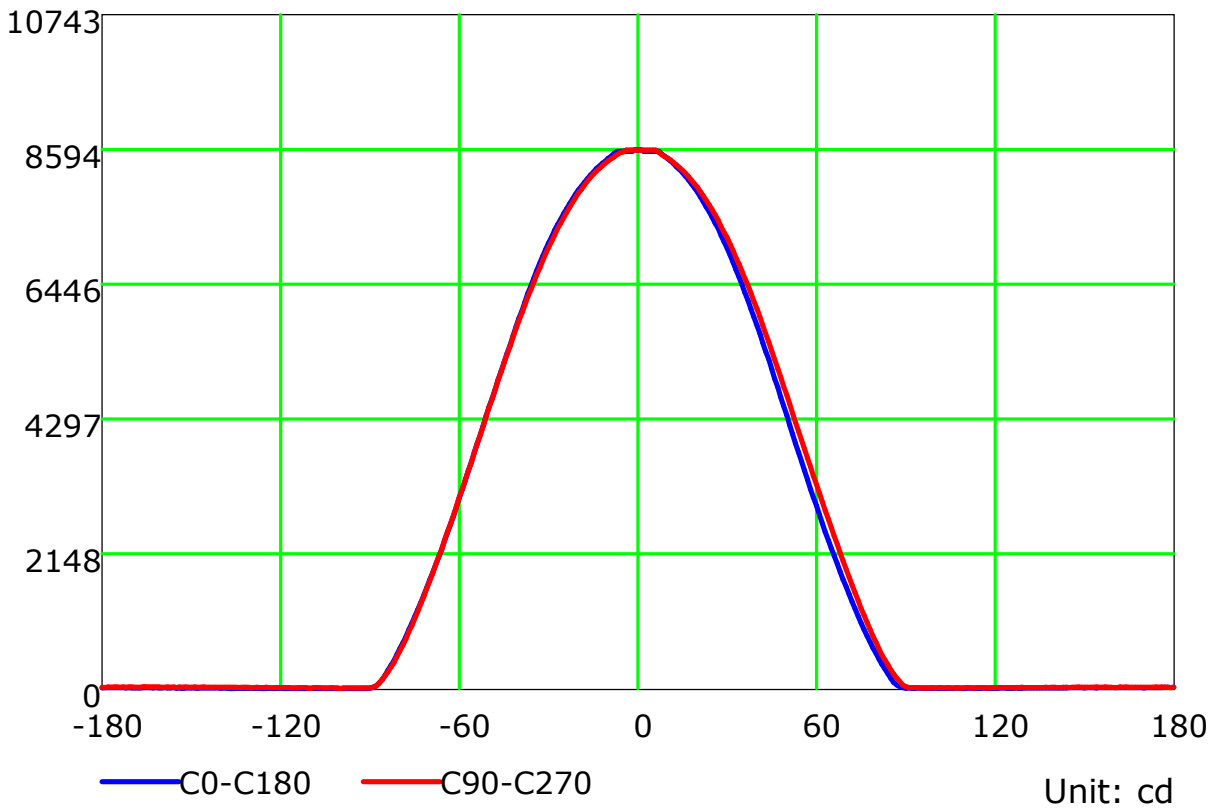
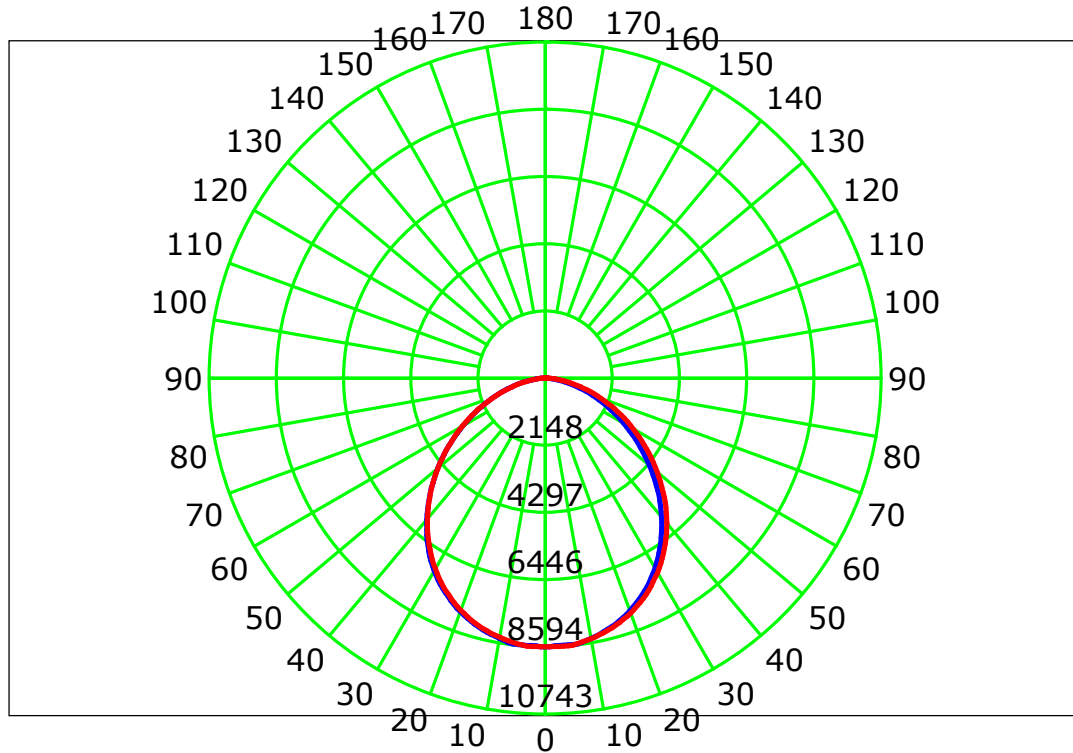
Distance: 14.040 m [K=1.0000]

Humidity:

Inspector:



## Luminous Intensity Distribution Curve

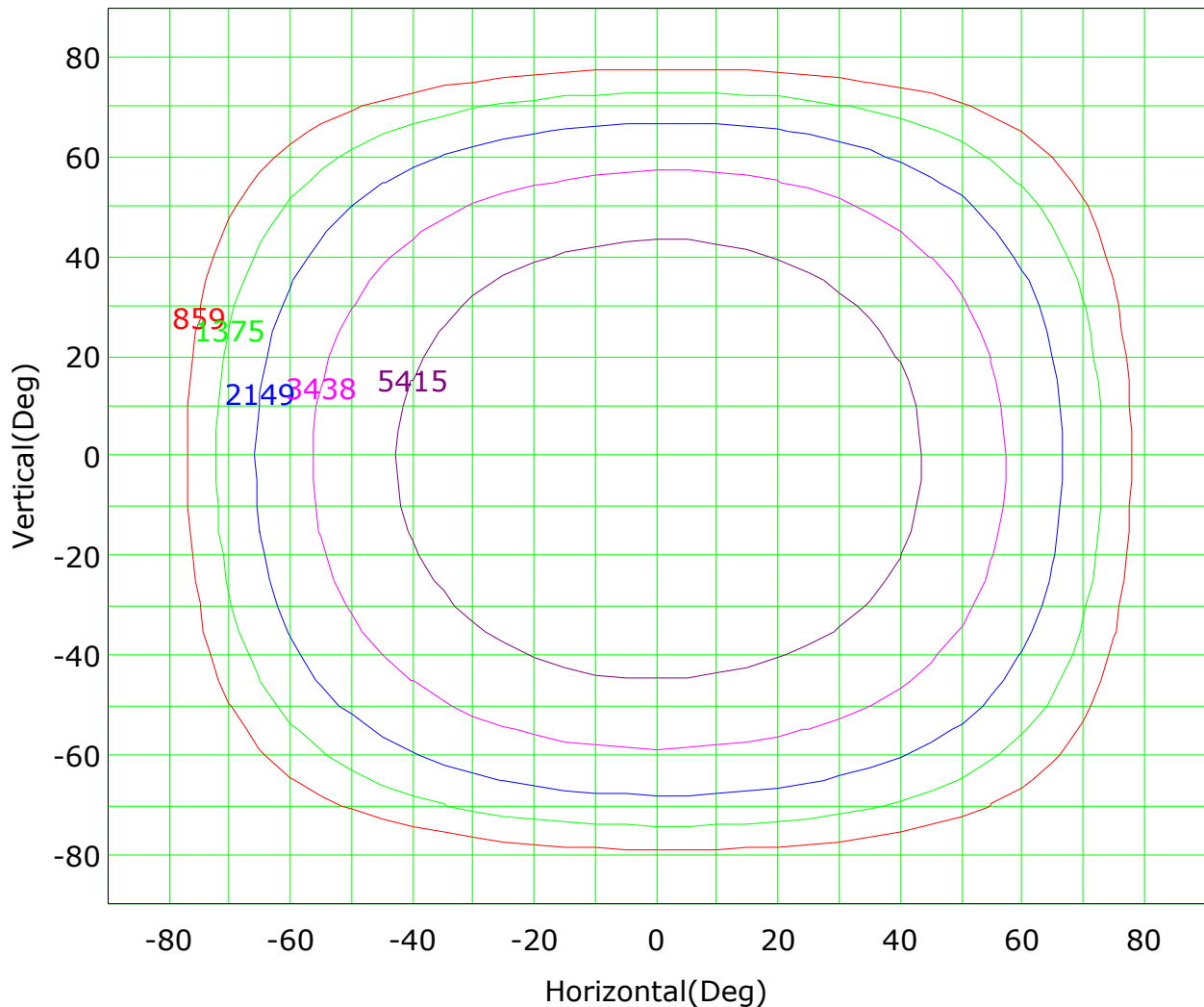


C Plane (°):0.0-360.0: 22.5  
Test Lab:  
Test Type: TYPE C  
Temperature: 29.6 °C  
Operator:

Gamma Plane (°):0.0-180.0:1.0  
Test Device: GPM-3000  
Distance: 14.040 m [K=1.0000]  
Humidity:  
Inspector:



## Isocandela (rectangle)



Imax (100%): 8595 cd

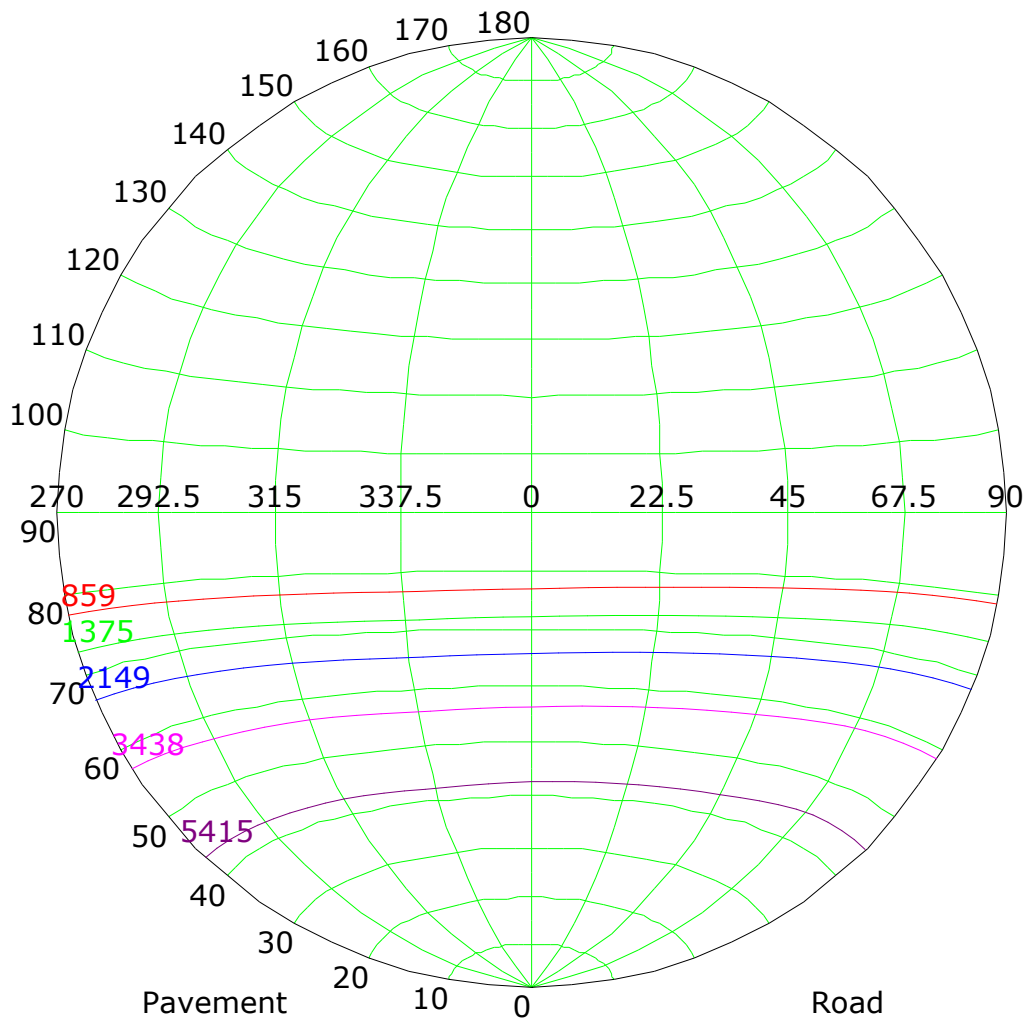
( 10%): 859 cd	( 16%): 1375 cd
( 25%): 2149 cd	( 40%): 3438 cd
( 63%): 5415 cd	(100%): 8595 cd

C Plane (°):0.0-360.0: 22.5  
Test Lab:  
Test Type: TYPE C  
Temperature: 29.6 'C  
Operator:

Gamma Plane (°):0.0-180.0:1.0  
Test Device: GPM-3000  
Distance: 14.040 m [K=1.0000]  
Humidity:  
Inspector:



## Isocandela (sphere)



Imax (100%): 8595 cd

— ( 10%): 859 cd	— ( 16%): 1375 cd
— ( 25%): 2149 cd	— ( 40%): 3438 cd
— ( 63%): 5415 cd	— (100%): 8595 cd

C Plane (°):0.0-360.0: 22.5

Test Lab:

Test Type: TYPE C

Temperature: 29.6 'C

Operator:

Gamma Plane (°):0.0-180.0:1.0

Test Device: GPM-3000

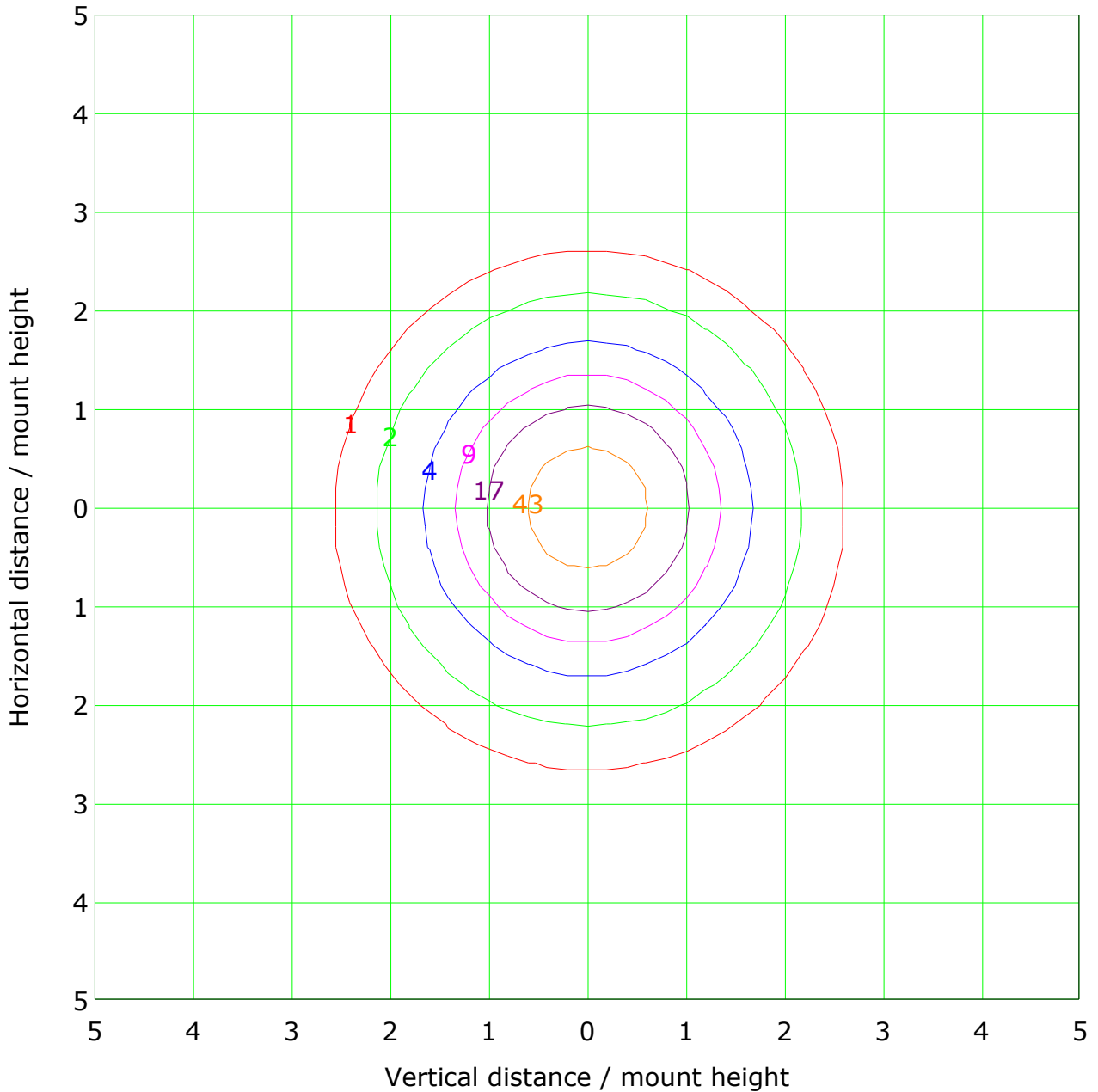
Distance: 14.040 m [K=1.0000]

Humidity:

Inspector:



## IsoLux Plot



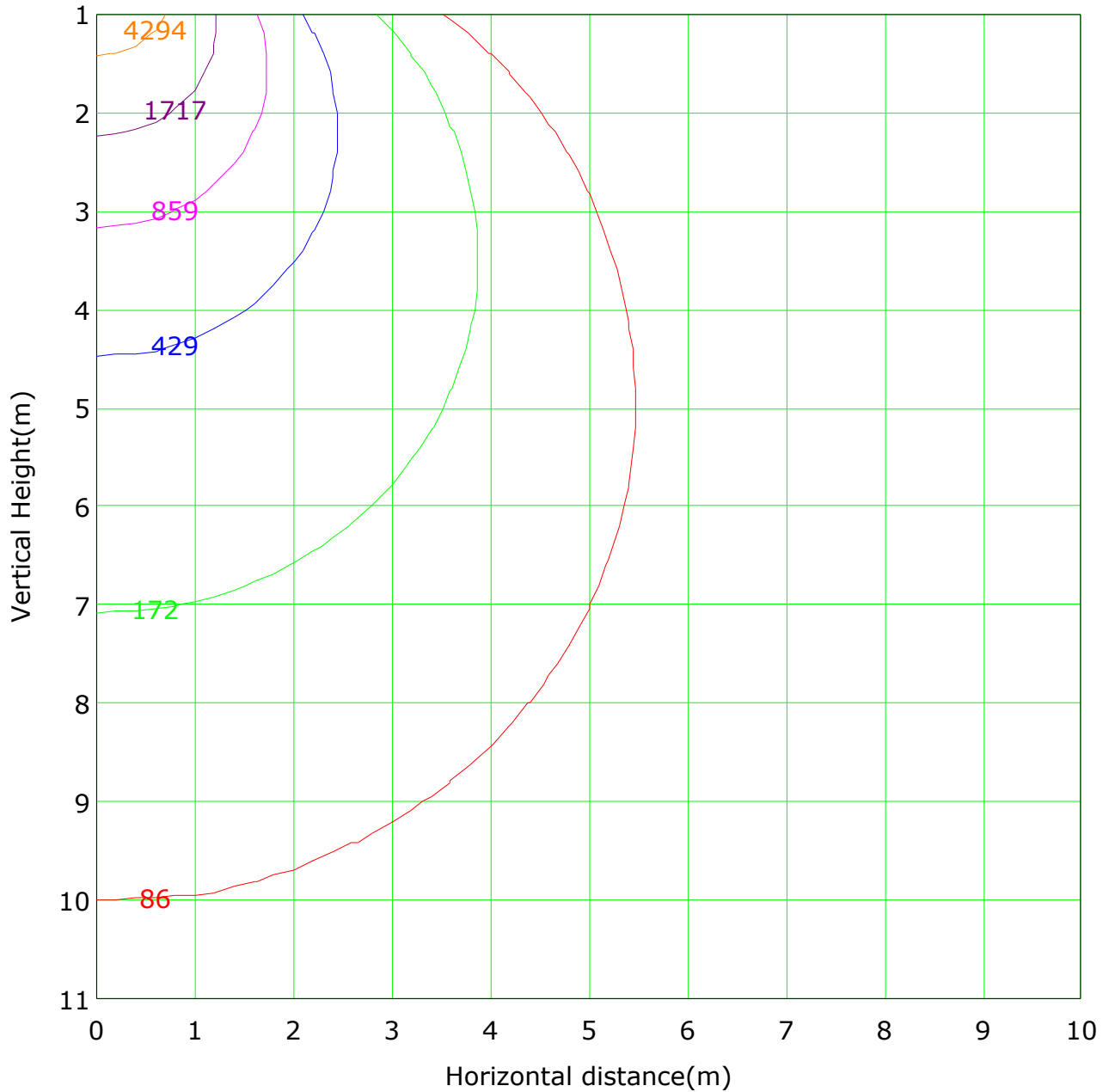
Mounting Height: 10.0m		Max Lux(100%): 85.9 lx	
— ( 1%):	0.9 lx	— ( 2%):	1.7 lx
— ( 5%):	4.3 lx	— ( 10%):	8.6 lx
— ( 20%):	17.2 lx	— ( 50%):	43.0 lx
— (100%):	85.9 lx		

C Plane (°):0.0-360.0: 22.5  
Test Lab:  
Test Type: TYPE C  
Temperature: 29.6 'C  
Operator:

Gamma Plane (°):0.0-180.0:1.0  
Test Device: GPM-3000  
Distance: 14.040 m [K=1.0000]  
Humidity:  
Inspector:



## Vertical IsoLux Plot



Lowest(m): 1.0m    Highest(m): 11.0m    Max Lux: 8587.0 lx  
— ( 1%): 85.9 lx                      — ( 2%): 171.7 lx  
— ( 5%): 429.4 lx                      — ( 10%): 858.7 lx  
— ( 20%):1717.4 lx                    — ( 50%):4293.5 lx  
— (100%):8587.0 lx

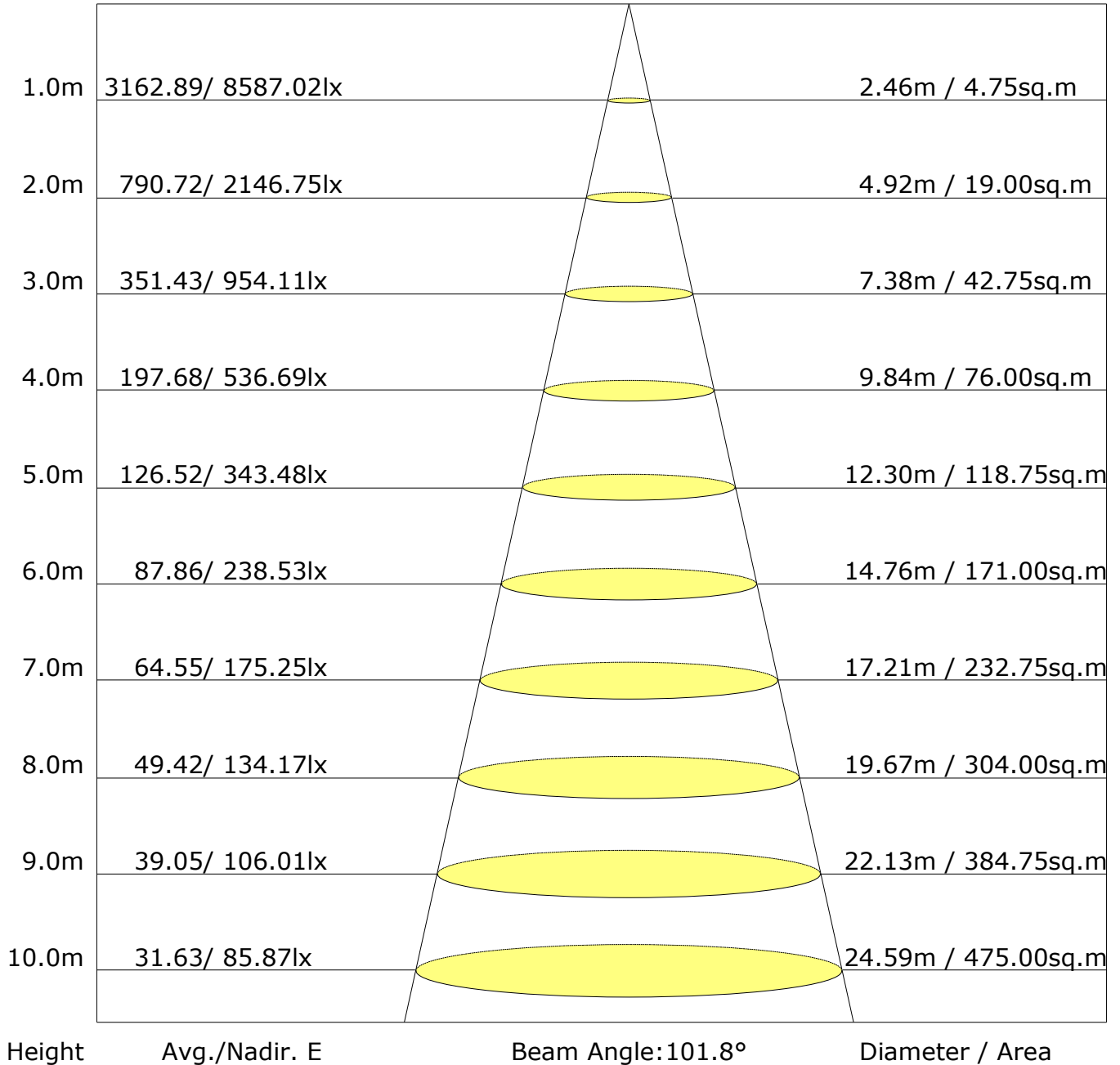
C Plane (°):0.0-360.0: 22.5  
Test Lab:  
Test Type: TYPE C  
Temperature: 29.6 'C  
Operator:

Gamma Plane (°):0.0-180.0:1.0  
Test Device: GPM-3000  
Distance: 14.040 m [K=1.0000]  
Humidity:  
Inspector:



## The Average Illuminance Effective Figure

Flux Out: 15023.79lm



C Plane (°):0.0-360.0: 22.5  
 Test Lab:  
 Test Type: TYPE C  
 Temperature: 29.6 'C  
 Operator:

Gamma Plane (°):0.0-180.0:1.0  
 Test Device: GPM-3000  
 Distance: 14.040 m [K=1.0000]  
 Humidity:  
 Inspector:



## UGR Table

Reflectance:										
Ceiling (cavity)	0.7	0.7	0.5	0.5	0.3	0.7	0.7	0.5	0.5	0.3
Wall	0.5	0.3	0.5	0.3	0.3	0.5	0.3	0.5	0.3	0.3
Reference plane	0.2	0.2	0.2	0.2	0.2	0.2	0.2	0.2	0.2	0.2
Room dimensions	Viewed crosswise					Viewed endwise				
X=2H Y=2H	-1.\$	-1.\$	-1.\$	-1.\$	-1.\$	-1.\$	-1.\$	-1.\$	-1.\$	-1.\$
3H	-1.\$	-1.\$	-1.\$	-1.\$	-1.\$	-1.\$	-1.\$	-1.\$	-1.\$	-1.\$
4H	-1.\$	-1.\$	-1.\$	-1.\$	-1.\$	-1.\$	-1.\$	-1.\$	-1.\$	-1.\$
6H	-1.\$	-1.\$	-1.\$	-1.\$	-1.\$	-1.\$	-1.\$	-1.\$	-1.\$	-1.\$
8H	-1.\$	-1.\$	-1.\$	-1.\$	-1.\$	-1.\$	-1.\$	-1.\$	-1.\$	-1.\$
12H	-1.\$	-1.\$	-1.\$	-1.\$	-1.\$	-1.\$	-1.\$	-1.\$	-1.\$	-1.\$
X=4H Y=2H	-1.\$	-1.\$	-1.\$	-1.\$	-1.\$	-1.\$	-1.\$	-1.\$	-1.\$	-1.\$
3H	-1.\$	-1.\$	-1.\$	-1.\$	-1.\$	-1.\$	-1.\$	-1.\$	-1.\$	-1.\$
4H	-1.\$	-1.\$	-1.\$	-1.\$	-1.\$	-1.\$	-1.\$	-1.\$	-1.\$	-1.\$
6H	-1.\$	-1.\$	-1.\$	-1.\$	-1.\$	-1.\$	-1.\$	-1.\$	-1.\$	-1.\$
8H	-1.\$	-1.\$	-1.\$	-1.\$	-1.\$	-1.\$	-1.\$	-1.\$	-1.\$	-1.\$
12H	-1.\$	-1.\$	-1.\$	-1.\$	-1.\$	-1.\$	-1.\$	-1.\$	-1.\$	-1.\$
X=8H Y=4H	-1.\$	-1.\$	-1.\$	-1.\$	-1.\$	-1.\$	-1.\$	-1.\$	-1.\$	-1.\$
6H	-1.\$	-1.\$	-1.\$	-1.\$	-1.\$	-1.\$	-1.\$	-1.\$	-1.\$	-1.\$
8H	-1.\$	-1.\$	-1.\$	-1.\$	-1.\$	-1.\$	-1.\$	-1.\$	-1.\$	-1.\$
12H	-1.\$	-1.\$	-1.\$	-1.\$	-1.\$	-1.\$	-1.\$	-1.\$	-1.\$	-1.\$
X=12H Y=4H	-1.\$	-1.\$	-1.\$	-1.\$	-1.\$	-1.\$	-1.\$	-1.\$	-1.\$	-1.\$
6H	-1.\$	-1.\$	-1.\$	-1.\$	-1.\$	-1.\$	-1.\$	-1.\$	-1.\$	-1.\$
8H	-1.\$	-1.\$	-1.\$	-1.\$	-1.\$	-1.\$	-1.\$	-1.\$	-1.\$	-1.\$
Variations with the observer position at spacings:										
S=1.0H										-1.\$/-1.\$
S=1.5H										-1.\$/-1.\$
S=2.0H										-1.\$/-1.\$

Calculate in accordance with CIE Pub.117. The table is revised with 22064lm ( $8\log(F/F_0) = 10.7$ ).

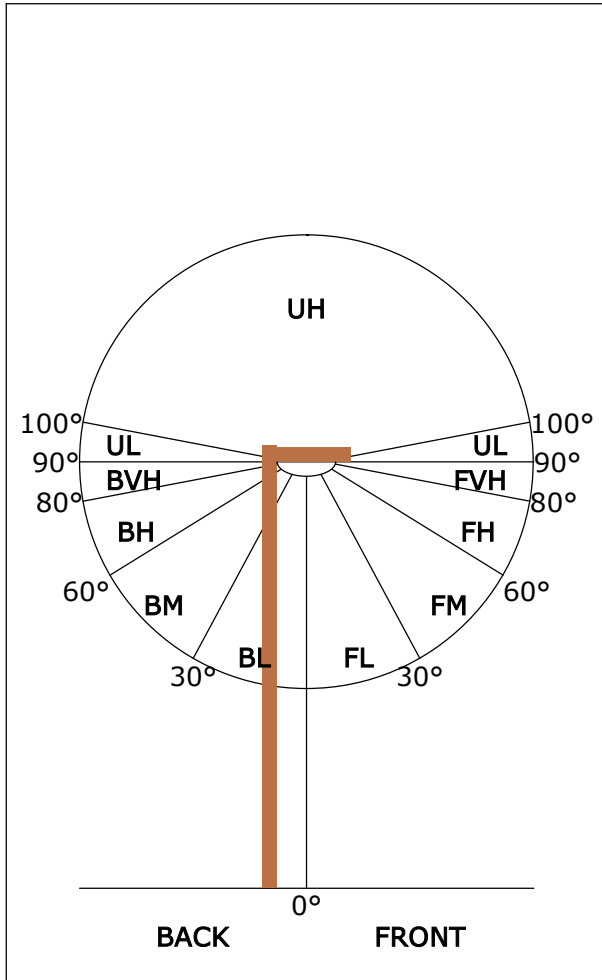
C Plane (°):0.0-360.0: 22.5  
 Test Lab:  
 Test Type: TYPE C  
 Temperature: 29.6 'C  
 Operator:

Gamma Plane (°):0.0-180.0:1.0  
 Test Device: GPM-3000  
 Distance: 14.040 m [K=1.0000]  
 Humidity:  
 Inspector:





**FLUX DISTRIBUTION TABLE BASED ON THE IESNA LUMINAIRE CLASSIFICATION SYSTEM**



ZONE	LUMENS	% LAMP LUMENS
FORWARD LIGHT	11142	50.5
FL ( 0°-30°)	3310	15.0
FM (30°-60°)	5808	26.3
FH (60°-80°)	1863	8.4
FVH (80°-90°)	160	0.7
BACK LIGHT	10819	49.0
BL ( 0°-30°)	3290	14.9
BM (30°-60°)	5663	25.7
BH (60°-80°)	1740	7.9
BVH (80°-90°)	126	0.6
UP LIGHT	103	0.5
UL (90°-100°)	15	0.1
UH (100°-180°)	88	0.4
TRAPPED LIGHT	NA	NA

BUG(Backlight,Uplight,Glare) Rating Base On TM-15-11	
Asymmetrical Luminaire Types (Type I,II,III,IV)	B4 U3 G3
Quadrilateral Symmetrical Luminaire Types (Type V,Area Light)	B4 U3 G2

C Plane (°):0.0-360.0: 22.5  
 Test Lab:  
 Test Type: TYPE C  
 Temperature: 29.6 'C  
 Operator:

Gamma Plane (°):0.0-180.0:1.0  
 Test Device: GPM-3000  
 Distance: 14.040 m [K=1.0000]  
 Humidity:  
 Inspector:



## Zonal Lumen

Gamma [°]	Imean [cd]	Zonal Flux [lm]	Sum Zonal Flux [lm]	Rel Zonal Flux [%]	Sum Rel Zonal Flux [%]
0.0-1.0	8587.5	8.2	8.2	0.04	0.04
1.0-2.0	8584.6	24.6	32.9	0.11	0.15
2.0-3.0	8580.2	41.0	73.9	0.19	0.33
3.0-4.0	8574.9	57.4	131.3	0.26	0.60
4.0-5.0	8563.6	73.7	205.0	0.33	0.93
5.0-6.0	8548.5	89.8	294.8	0.41	1.34
6.0-7.0	8530.0	105.9	400.7	0.48	1.82
7.0-8.0	8504.6	121.7	522.5	0.55	2.37
8.0-9.0	8473.6	137.3	659.8	0.62	2.99
9.0-10.0	8440.8	152.8	812.6	0.69	3.68
10.0-11.0	8406.1	168.0	980.6	0.76	4.44
11.0-12.0	8368.0	182.9	1163.5	0.83	5.27
12.0-13.0	8327.4	197.7	1361.2	0.90	6.17
13.0-14.0	8284.7	212.1	1573.3	0.96	7.13
14.0-15.0	8238.0	226.2	1799.4	1.03	8.16
15.0-16.0	8188.1	240.0	2039.4	1.09	9.24
16.0-17.0	8134.5	253.4	2292.8	1.15	10.39
17.0-18.0	8077.1	266.3	2559.1	1.21	11.60
18.0-19.0	8016.4	278.9	2838.0	1.26	12.86
19.0-20.0	7952.7	291.1	3129.2	1.32	14.18
20.0-21.0	7885.4	302.8	3432.0	1.37	15.55
21.0-22.0	7814.9	314.1	3746.1	1.42	16.98
22.0-23.0	7740.4	324.8	4070.9	1.47	18.45
23.0-24.0	7660.9	335.0	4405.9	1.52	19.97
24.0-25.0	7579.8	344.7	4750.6	1.56	21.53
25.0-26.0	7496.0	353.9	5104.5	1.60	23.13
26.0-27.0	7408.7	362.5	5467.0	1.64	24.78
27.0-28.0	7317.1	370.5	5837.5	1.68	26.46
28.0-29.0	7220.8	377.8	6215.3	1.71	28.17
29.0-30.0	7121.9	384.6	6599.9	1.74	29.91
30.0-31.0	7021.0	390.8	6990.7	1.77	31.68
31.0-32.0	6917.0	396.3	7387.0	1.80	33.48
32.0-33.0	6808.5	401.2	7788.2	1.82	35.30
33.0-34.0	6696.1	405.3	8193.4	1.84	37.14
34.0-35.0	6580.3	408.7	8602.2	1.85	38.99
35.0-36.0	6462.1	411.5	9013.7	1.87	40.85

C Plane (°):0.0-360.0: 22.5  
 Test Lab:  
 Test Type: TYPE C  
 Temperature: 29.6 'C  
 Operator:

Gamma Plane (°):0.0-180.0:1.0  
 Test Device: GPM-3000  
 Distance: 14.040 m [K=1.0000]  
 Humidity:  
 Inspector:



## Zonal Lumen (Continue 1)

Gamma [°]	Imean [cd]	Zonal Flux [lm]	Sum Zonal Flux [lm]	Rel Zonal Flux [%]	Sum Rel Zonal Flux [%]
36.0-37.0	6342.6	413.7	9427.4	1.88	42.73
37.0-38.0	6219.1	415.2	9842.6	1.88	44.61
38.0-39.0	6091.6	415.8	10258.4	1.88	46.49
39.0-40.0	5962.6	415.9	10674.3	1.89	48.38
40.0-41.0	5831.5	415.3	11089.6	1.88	50.26
41.0-42.0	5697.4	414.0	11503.6	1.88	52.14
42.0-43.0	5561.7	412.0	11915.7	1.87	54.01
43.0-44.0	5425.1	409.5	12325.2	1.86	55.86
44.0-45.0	5286.9	406.4	12731.5	1.84	57.70
45.0-46.0	5146.1	402.5	13134.1	1.82	59.53
46.0-47.0	5004.2	398.1	13532.1	1.80	61.33
47.0-48.0	4860.7	393.0	13925.1	1.78	63.11
48.0-49.0	4716.4	387.4	14312.5	1.76	64.87
49.0-50.0	4573.8	381.4	14693.9	1.73	66.60
50.0-51.0	4430.1	374.9	15068.7	1.70	68.30
51.0-52.0	4284.7	367.7	15436.4	1.67	69.96
52.0-53.0	4138.5	360.0	15796.5	1.63	71.59
53.0-54.0	3993.1	352.0	16148.5	1.60	73.19
54.0-55.0	3850.5	343.8	16492.2	1.56	74.75
55.0-56.0	3706.2	334.9	16827.2	1.52	76.27
56.0-57.0	3560.3	325.6	17152.8	1.48	77.74
57.0-58.0	3417.3	316.1	17468.8	1.43	79.17
58.0-59.0	3277.3	306.4	17775.3	1.39	80.56
59.0-60.0	3138.5	296.6	18071.8	1.34	81.91
60.0-61.0	2998.8	286.2	18358.0	1.30	83.20
61.0-62.0	2858.8	275.5	18633.5	1.25	84.45
62.0-63.0	2721.4	264.7	18898.2	1.20	85.65
63.0-64.0	2587.2	253.9	19152.1	1.15	86.80
64.0-65.0	2454.8	243.0	19395.1	1.10	87.90
65.0-66.0	2323.1	231.8	19626.9	1.05	88.95
66.0-67.0	2192.2	220.5	19847.4	1.00	89.95
67.0-68.0	2062.8	209.0	20056.4	0.95	90.90
68.0-69.0	1935.4	197.5	20253.9	0.89	91.80
69.0-70.0	1809.5	185.9	20439.7	0.84	92.64
70.0-71.0	1686.3	174.3	20614.0	0.79	93.43
71.0-72.0	1566.3	162.9	20776.9	0.74	94.17

C Plane (°):0.0-360.0: 22.5  
 Test Lab:  
 Test Type: TYPE C  
 Temperature: 29.6 'C  
 Operator:

Gamma Plane (°):0.0-180.0:1.0  
 Test Device: GPM-3000  
 Distance: 14.040 m [K=1.0000]  
 Humidity:  
 Inspector:



## Zonal Lumen (Continue 2)

Gamma [°]	Imean [cd]	Zonal Flux [lm]	Sum Zonal Flux [lm]	Rel Zonal Flux [%]	Sum Rel Zonal Flux [%]
72.0-73.0	1449.5	151.6	20928.5	0.69	94.85
73.0-74.0	1331.8	140.0	21068.5	0.63	95.49
74.0-75.0	1215.3	128.4	21197.0	0.58	96.07
75.0-76.0	1104.6	117.3	21314.2	0.53	96.60
76.0-77.0	997.5	106.4	21420.6	0.48	97.08
77.0-78.0	891.6	95.5	21516.0	0.43	97.52
78.0-79.0	788.7	84.8	21600.8	0.38	97.90
79.0-80.0	690.8	74.5	21675.3	0.34	98.24
80.0-81.0	596.4	64.5	21739.8	0.29	98.53
81.0-82.0	505.8	54.9	21794.6	0.25	98.78
82.0-83.0	422.6	46.0	21840.6	0.21	98.99
83.0-84.0	343.9	37.5	21878.1	0.17	99.16
84.0-85.0	267.9	29.2	21907.3	0.13	99.29
85.0-86.0	198.5	21.7	21929.0	0.10	99.39
86.0-87.0	135.8	14.9	21943.9	0.07	99.46
87.0-88.0	84.0	9.2	21953.1	0.04	99.50
88.0-89.0	47.2	5.2	21958.2	0.02	99.52
89.0-90.0	25.5	2.8	21961.0	0.01	99.53
90.0-91.0	16.6	1.8	21962.9	0.01	99.54
91.0-92.0	14.3	1.6	21964.4	0.01	99.55
92.0-93.0	13.5	1.5	21965.9	0.01	99.56
93.0-94.0	13.8	1.5	21967.4	0.01	99.56
94.0-95.0	13.9	1.5	21968.9	0.01	99.57
95.0-96.0	12.8	1.4	21970.3	0.01	99.58
96.0-97.0	13.0	1.4	21971.8	0.01	99.58
97.0-98.0	13.5	1.5	21973.2	0.01	99.59
98.0-99.0	13.0	1.4	21974.6	0.01	99.60
99.0-100.0	12.6	1.4	21976.0	0.01	99.60
100.0-101.0	12.4	1.3	21977.3	0.01	99.61
101.0-102.0	13.0	1.4	21978.7	0.01	99.61
102.0-103.0	13.1	1.4	21980.1	0.01	99.62
103.0-104.0	13.4	1.4	21981.6	0.01	99.63
104.0-105.0	13.5	1.4	21983.0	0.01	99.63
105.0-106.0	13.0	1.4	21984.4	0.01	99.64
106.0-107.0	13.0	1.4	21985.7	0.01	99.65
107.0-108.0	13.1	1.4	21987.1	0.01	99.65

C Plane (°):0.0-360.0: 22.5  
 Test Lab:  
 Test Type: TYPE C  
 Temperature: 29.6 'C  
 Operator:

Gamma Plane (°):0.0-180.0:1.0  
 Test Device: GPM-3000  
 Distance: 14.040 m [K=1.0000]  
 Humidity:  
 Inspector:



### Zonal Lumen (Continue 3)

Gamma [°]	I <sub>mean</sub> [cd]	Zonal Flux [lm]	Sum Zonal Flux [lm]	Rel Zonal Flux [%]	Sum Rel Zonal Flux [%]
108.0-109.0	13.3	1.4	21988.5	0.01	99.66
109.0-110.0	13.2	1.4	21989.9	0.01	99.66
110.0-111.0	13.2	1.4	21991.2	0.01	99.67
111.0-112.0	13.6	1.4	21992.6	0.01	99.68
112.0-113.0	13.8	1.4	21994.0	0.01	99.68
113.0-114.0	14.0	1.4	21995.4	0.01	99.69
114.0-115.0	13.6	1.4	21996.8	0.01	99.70
115.0-116.0	13.6	1.3	21998.1	0.01	99.70
116.0-117.0	13.8	1.4	21999.5	0.01	99.71
117.0-118.0	13.5	1.3	22000.8	0.01	99.71
118.0-119.0	13.4	1.3	22002.1	0.01	99.72
119.0-120.0	14.3	1.4	22003.4	0.01	99.73
120.0-121.0	15.9	1.5	22004.9	0.01	99.73
121.0-122.0	15.6	1.5	22006.4	0.01	99.74
122.0-123.0	15.3	1.4	22007.8	0.01	99.75
123.0-124.0	15.4	1.4	22009.2	0.01	99.75
124.0-125.0	14.8	1.3	22010.5	0.01	99.76
125.0-126.0	15.4	1.4	22011.9	0.01	99.76
126.0-127.0	15.8	1.4	22013.3	0.01	99.77
127.0-128.0	15.9	1.4	22014.7	0.01	99.78
128.0-129.0	15.9	1.4	22016.0	0.01	99.78
129.0-130.0	16.1	1.4	22017.4	0.01	99.79
130.0-131.0	17.4	1.5	22018.9	0.01	99.80
131.0-132.0	17.4	1.4	22020.3	0.01	99.80
132.0-133.0	17.1	1.4	22021.7	0.01	99.81
133.0-134.0	16.9	1.3	22023.0	0.01	99.81
134.0-135.0	17.0	1.3	22024.3	0.01	99.82
135.0-136.0	17.7	1.4	22025.7	0.01	99.83
136.0-137.0	18.1	1.4	22027.1	0.01	99.83
137.0-138.0	18.1	1.3	22028.4	0.01	99.84
138.0-139.0	17.9	1.3	22029.7	0.01	99.84
139.0-140.0	18.9	1.3	22031.1	0.01	99.85
140.0-141.0	20.0	1.4	22032.4	0.01	99.86
141.0-142.0	19.7	1.3	22033.8	0.01	99.86
142.0-143.0	19.6	1.3	22035.1	0.01	99.87
143.0-144.0	20.3	1.3	22036.4	0.01	99.88

C Plane (°):0.0-360.0: 22.5  
 Test Lab:  
 Test Type: TYPE C  
 Temperature: 29.6 'C  
 Operator:

Gamma Plane (°):0.0-180.0:1.0  
 Test Device: GPM-3000  
 Distance: 14.040 m [K=1.0000]  
 Humidity:  
 Inspector:



### Zonal Lumen (Continue 4)

Gamma [°]	Imean [cd]	Zonal Flux [lm]	Sum Zonal Flux [lm]	Rel Zonal Flux [%]	Sum Rel Zonal Flux [%]
144.0-145.0	20.3	1.3	22037.7	0.01	99.88
145.0-146.0	20.4	1.3	22039.0	0.01	99.89
146.0-147.0	21.2	1.3	22040.3	0.01	99.89
147.0-148.0	21.9	1.3	22041.6	0.01	99.90
148.0-149.0	22.2	1.3	22042.8	0.01	99.90
149.0-150.0	22.2	1.2	22044.1	0.01	99.91
150.0-151.0	22.4	1.2	22045.3	0.01	99.92
151.0-152.0	23.2	1.2	22046.5	0.01	99.92
152.0-153.0	22.9	1.2	22047.6	0.01	99.93
153.0-154.0	23.2	1.1	22048.8	0.01	99.93
154.0-155.0	23.8	1.1	22049.9	0.01	99.94
155.0-156.0	23.7	1.1	22051.0	0.00	99.94
156.0-157.0	23.8	1.0	22052.0	0.00	99.95
157.0-158.0	23.1	1.0	22053.0	0.00	99.95
158.0-159.0	22.9	0.9	22053.9	0.00	99.95
159.0-160.0	22.8	0.9	22054.8	0.00	99.96
160.0-161.0	22.4	0.8	22055.6	0.00	99.96
161.0-162.0	22.5	0.8	22056.4	0.00	99.97
162.0-163.0	23.5	0.8	22057.2	0.00	99.97
163.0-164.0	25.1	0.8	22057.9	0.00	99.97
164.0-165.0	24.9	0.7	22058.7	0.00	99.98
165.0-166.0	24.1	0.7	22059.3	0.00	99.98
166.0-167.0	24.2	0.6	22060.0	0.00	99.98
167.0-168.0	24.1	0.6	22060.5	0.00	99.98
168.0-169.0	24.1	0.5	22061.1	0.00	99.99
169.0-170.0	24.5	0.5	22061.5	0.00	99.99
170.0-171.0	25.1	0.5	22062.0	0.00	99.99
171.0-172.0	24.9	0.4	22062.4	0.00	99.99
172.0-173.0	24.7	0.4	22062.8	0.00	99.99
173.0-174.0	24.7	0.3	22063.1	0.00	100.00
174.0-175.0	24.8	0.3	22063.3	0.00	100.00
175.0-176.0	25.6	0.2	22063.5	0.00	100.00
176.0-177.0	25.0	0.2	22063.7	0.00	100.00
177.0-178.0	24.7	0.1	22063.8	0.00	100.00
178.0-179.0	24.1	0.1	22063.9	0.00	100.00
179.0-180.0	23.3	0.0	22063.9	0.00	100.00

C Plane (°):0.0-360.0: 22.5  
 Test Lab:  
 Test Type: TYPE C  
 Temperature: 29.6 'C  
 Operator:

Gamma Plane (°):0.0-180.0:1.0  
 Test Device: GPM-3000  
 Distance: 14.040 m [K=1.0000]  
 Humidity:  
 Inspector: